

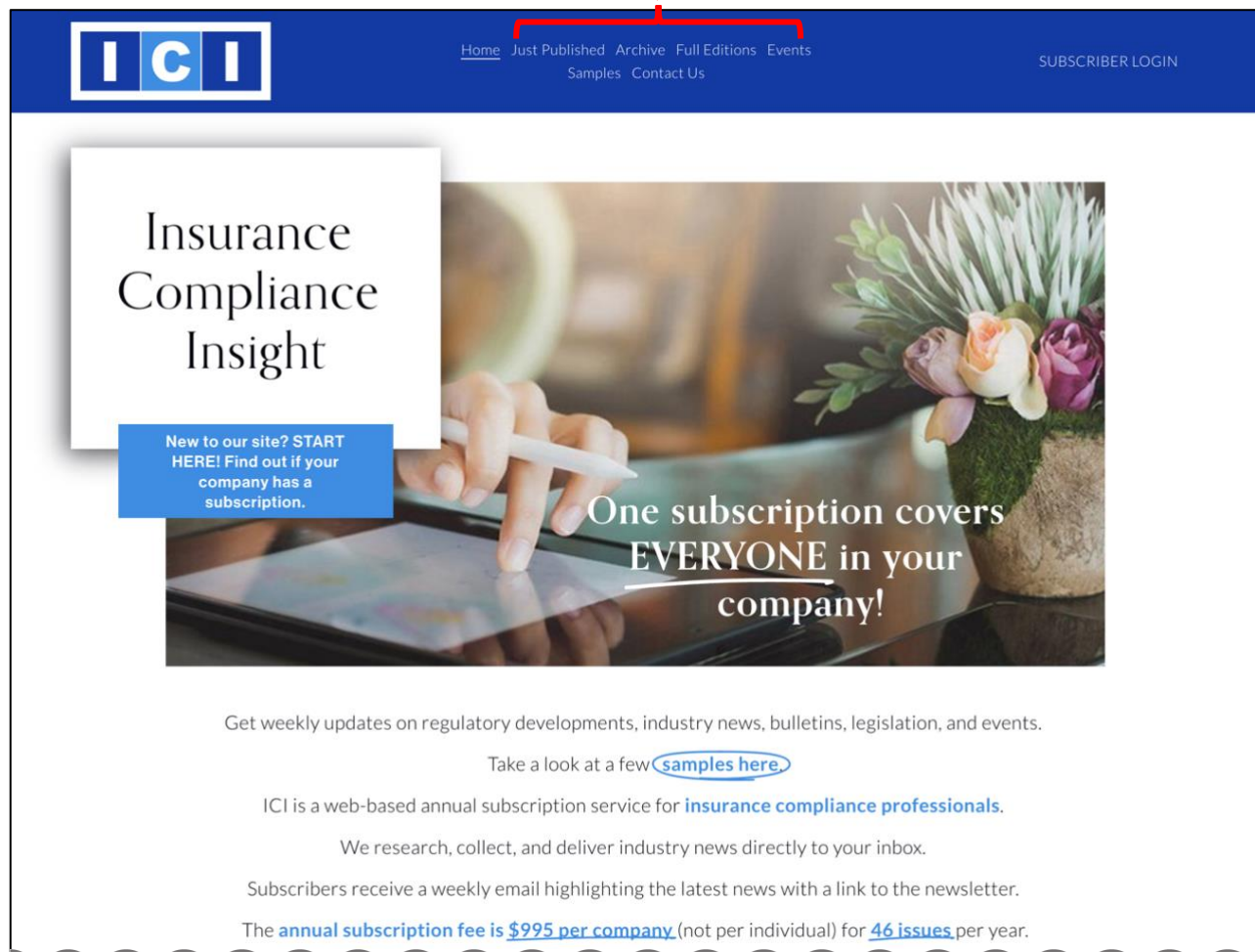
ICI Quick Start Guide

Welcome to our new website!

insurancecomplianceinsight.com

NOTE: Your account setup email confirmation and verification will automatically log you in and open the user panel (see next page).

You must be logged in to see the articles and events.



The screenshot shows the ICI website homepage. At the top is a dark blue navigation bar with the ICI logo on the left and a menu of links: Home, Just Published, Archive, Full Editions, Events, Samples, and Contact Us. On the right side of the navigation bar is a link for SUBSCRIBER LOGIN. Below the navigation bar is a large hero section featuring a background image of a hand pointing at a tablet. On the left side of the hero section, there is a white box with the text "Insurance Compliance Insight" and a blue box below it that says "New to our site? START HERE! Find out if your company has a subscription." On the right side of the hero section, there is a white box with the text "One subscription covers EVERYONE in your company!". Below the hero section, there are several paragraphs of text providing information about the website and subscription service.

Home Just Published Archive Full Editions Events
Samples Contact Us

SUBSCRIBER LOGIN

Insurance
Compliance
Insight

New to our site? **START
HERE!** Find out if your
company has a
subscription.

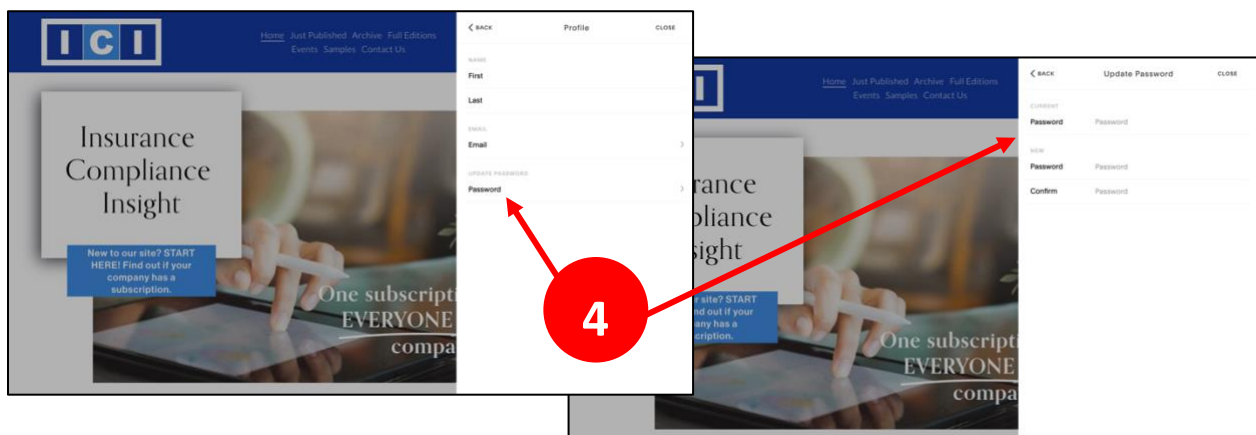
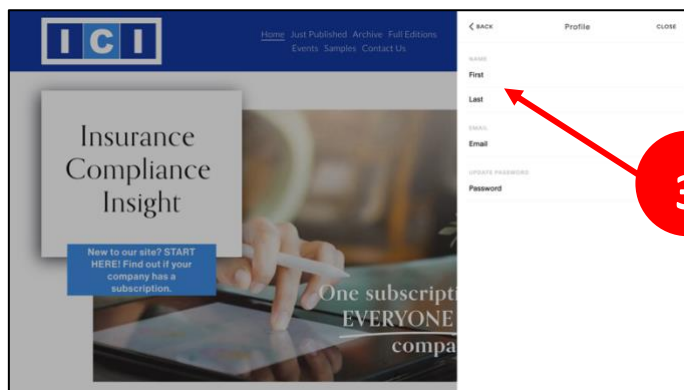
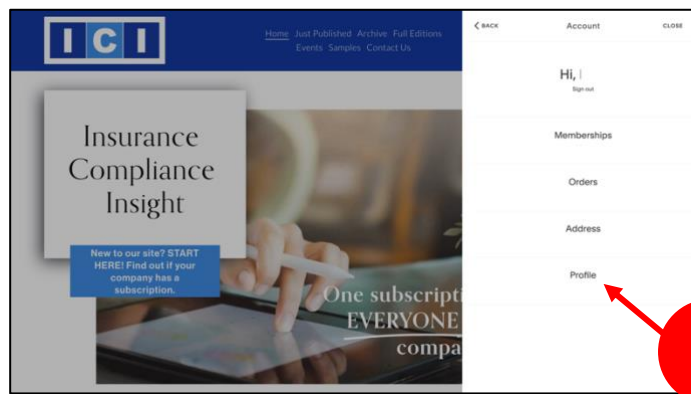
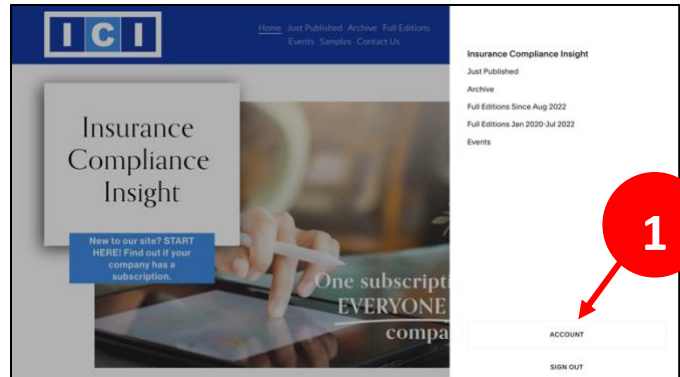
One subscription covers
EVERYONE in your
company!

Get weekly updates on regulatory developments, industry news, bulletins, legislation, and events.
Take a look at a few [samples here](#).

ICI is a web-based annual subscription service for **insurance compliance professionals**.
We research, collect, and deliver industry news directly to your inbox.
Subscribers receive a weekly email highlighting the latest news with a link to the newsletter.
The **annual subscription fee is \$995 per company** (not per individual) for **46 issues** per year.

Change Password & Update Profile Name

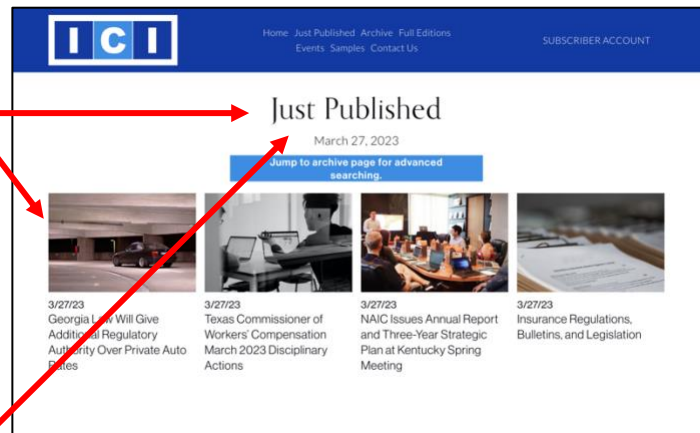
1. Click **ACCOUNT** in the user panel.
2. Click **Profile**.
3. Update your **First** and **Last** name.
4. Click **Password**. Then enter your current password followed by your new one.



Article Pages

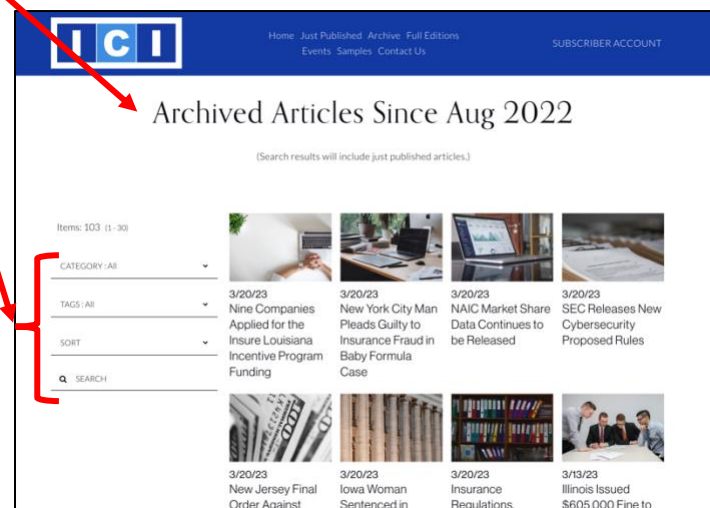
The current week's articles.

Click the image or title to launch the article.

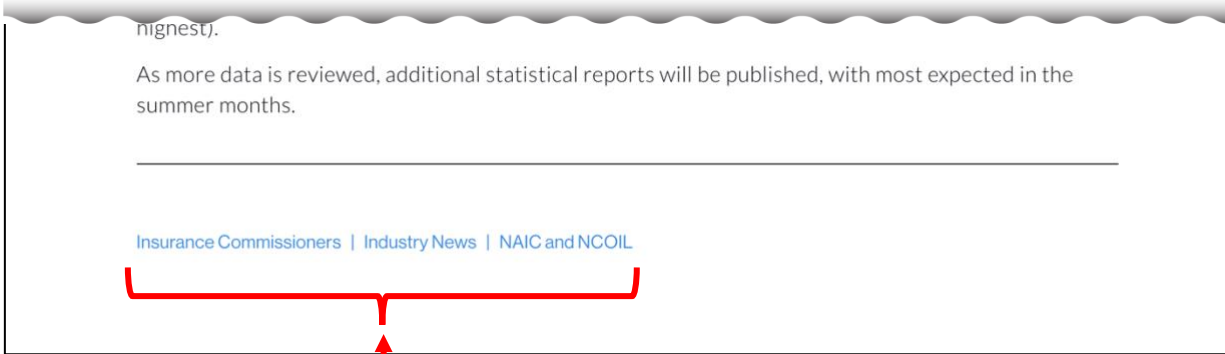


NOTE: The search feature on the **Archive** page will search both the archived and just published articles.

- Search by category, tags, keyword, or any combination. You can also choose a sort option for your results. Use the dropdown arrow to see what's available for categories and tags so far. (These lists will grow as more items are added.)
- Your browser back button will take you back to your previous search results.
- A CLEAR ALL button will appear after search criteria is entered.



Article Navigation Tips



Most articles have searchable tags after the article text. These links work the same as the search block on the **Archive** page.



Quick Start Guide access.

Return to top of page link.

Article title navigation is available on the **Just Published** page only. A quick and easy way to move from one article to the next.